

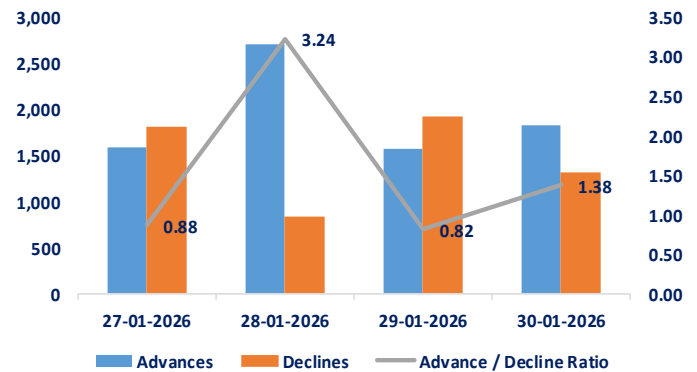
Date	Nifty	Sensex	Gold \$*	Silver \$*
23-01-2026	25,048.65	81,537.70	4,929.00	98.97
30-01-2026	25,320.65	82,269.78	5,115.51	101.61
Weekly Price % Change	1.09%	0.90%	3.78%	2.67%

* Prices as of 4:40 PM - 30th Jan 2026

Volume Shockers (30/01/2026)

NSE Symbol	Volume	LTP	% Change
EKC	45085478	114.00	12.73
ADANIGREEN	22973155	779.40	-13.81
TANLA	22732941	472.95	5.50
IXIGO	21346874	203.50	-13.72
AWHCL	9879872	560.00	11.64
KITEX	7861735	164.00	8.54
ADANIENT	7491601	1861.80	-10.76
SWANCORP	6761819	406.30	1.32
HGINFRA	5478152	596.10	-10.09
HOMEFIRST	3109946	1112.00	6.05

Weekly Advances/Declines



Top Gainers/Losers

NIFTY

Company Name	Close(30-01-2026)	Close(23-01-2026)	% Gains	Company Name	Close(30-01-2026)	Close(23-01-2026)	% Loss
AXISBANK	1366.90	1253.90	9.01%	ASIANPAINT	2431.00	2704.40	-10.11%
BEL	449.25	412.40	8.94%	MARUTI	14580.00	15519.00	-6.05%
ONGC	268.06	246.10	8.92%	KOTAKBANK	407.50	424.20	-3.94%
ADANIENT	2020.00	1861.80	8.50%	MAXHEALTH	957.20	991.40	-3.45%
ADANI PORTS	1417.00	1314.90	7.76%	M&M	3444.30	3555.00	-3.11%

NIFTY Mid-Cap

Company Name	Close(30-01-2026)	Close(23-01-2026)	% Gains	Company Name	Close(30-01-2026)	Close(23-01-2026)	% Loss
OIL	511.00	436.00	17.2%	POLICYBZR	1,648.60	1,712.00	-3.7%
BHEL	263.00	242.50	8.5%	PHOENIXLTD	1,665.00	1,726.20	-3.5%
INDUSTOWER	442.60	414.05	6.9%	OFSS	7,741.00	7,940.00	-2.5%
NMDC	81.00	76.19	6.3%	DABUR	506.55	519.50	-2.5%
AUROPHARMA	1,198.90	1,128.50	6.2%	COLPAL	2,108.00	2,158.00	-2.3%

NIFTY Small-Cap

Company Name	Close(30-01-2026)	Close(23-01-2026)	% Gains	Company Name	Close(30-01-2026)	Close(23-01-2026)	% Loss
KARURVYSYA	298.05	264.15	12.8%	FIVESTAR	455.9	511.95	-10.9%
AEGISLOG	720	645.5	11.5%	ZENSARTECH	649.85	697.55	-6.8%
DELHIVERY	426.35	388	9.9%	LAURUSLABS	966.1	1030	-6.2%
MCX	2515	2298	9.4%	RADICO	2818.5	2962	-4.8%
GLAND	1830	1688	8.4%	POONAWALLA	396	414	-4.3%

NIFTY Sectoral Indices

Sectoral Indices	Close(30-01-2026)	Close(23-01-2026)	% Gains	Sectoral Indices	Close(30-01-2026)	Close(23-01-2026)	% Loss
NIFTY OIL & GAS	11,791.70	11,306.65	4.3%	NIFTY FMCG	51,215.20	51662.05	-0.86%
NIFTY REALTY	783.00	756.35	3.5%	NIFTY IT	38,036.15	38,238.50	-0.53%
NIFTY METAL	11,827.55	11,477.80	3.0%	NIFTY HEALTHCARE INDEX	13,893.85	13,957.30	-0.45%
NIFTY PSU BANK	9,019.35	8,781.05	2.7%	NIFTY AUTO	26,750.35	26,804.55	-0.20%
NIFTY MEDIA	1,385.20	1,351.55	2.5%	NIFTY500 HEALTHCARE	17,713.65	17,724.30	-0.06%

Weekly Pivot Table

Indices	Close(30-01-2026)	R2	R1	PP	S1	S2
NIFTY50	25,048.65	25,940.75	25,574.00	25,207.25	24,840.50	24,473.75
NIFTY NEXT 50	66,260.55	70,400.05	68,782.00	67,163.95	65,545.90	63,927.85
NIFTY BANK	58,473.10	60,781.97	59,867.52	58,953.07	58,038.62	57,124.17
NIFTY FINANCIAL SERVICES	26,821.35	27,862.52	27,460.12	27,057.72	26,655.32	26,252.92
NIFTY MIDCAP SELECT	13,066.65	13,968.95	13,610.30	13,251.65	12,893.00	12,534.35
SENSEX	81,537.70	84,482.84	83,275.10	82,067.36	80,859.62	79,651.88

Major Event of the Week

- **India's industrial production** jumped 7.9% YoY in Dec 2025, the fastest since Oct 2023 and above expectations, driven by strong manufacturing (+8.1%), with mining and power output also improving, easing slowdown concerns despite global tariff pressures.
- **The Fed held rates steady** at 3.5%–3.75% in January, noting a resilient economy and easing labour pressures while staying cautious on inflation and future moves.
- **The US trade deficit jumped to a four-month high** of \$56.8 bn in Nov'25, driven by a sharp rise in imports and weaker exports amid volatile tariff policies, with wider gaps seen with China, Vietnam and the EU.
- **US jobless claims edged down to 209,000**, while continuing claims fell to a near 16-month low, signalling a stable, low-hiring labour market consistent with the Fed's view of easing labour demand.
- **Japan's unemployment rate stayed at 2.6% in Dec'25**, the highest since mid-2024, as employment and labour force shrank, though the jobs-to-applicants ratio edged up to 1.19, signalling slightly improving job availability.
- **India and the EU sealed a landmark free trade agreement after nearly 20 years**, covering a two-billion-plus market and boosting trade, market access, and strategic ties amid shifting global trade dynamics.
- **Gold and silver hit record highs**, with gold at ₹1,80,779 per 10g and silver at ₹4,20,048 per kg, driven by escalating geopolitical tensions and safe-haven demand.

Weekly Global Economic Calendar

Weekly Global Economic Calendar


(01st February 2026 to 06th February 2026)

SUN FEB 01

 **INDIA** : 11:00 AM; India Union Budget 2026

MON FEB 02

 **INDIA** : 10:30 AM; HSBC Manufacturing PMI Final JAN

 **JAPAN** : 05:20 AM; BoJ Summary of Opinions

 **CHINA** : 07:15 AM; RatingDog Manufacturing PMI JAN.


 **US** : 08:30 PM; ISM Manufacturing PMI JAN

TUE FEB 03


 **US** : 08:30 PM; JOLTs Job Openings DEC




WED FEB 04


 **INDIA** : 10:30 AM; HSBC Composite PMI Final JAN
10:30 AM; HSBC Services PMI Final JAN

 **CHINA** : 07:15 AM; RatingDog Services PMI JAN

 **US** : 03:00 AM; API Crude Oil Stock Change JAN/30
06:45 PM; ADP Employment Change JAN
08:30 PM; ISM Services PMI JAN
09:00 PM; EIA Crude Oil/Gasoline Stocks Change JAN/30

THU FEB 05


 **US** : 07:00 PM; Initial Jobless Claims JAN/31


 **UK** : 03:00 PM; S&P Global Construction PMI JAN


05:30 PM; BoE Interest Rate Decision

05:30 PM; BoE Monetary Policy Report

FRI FEB 06

 **INDIA** : 10:00 AM; RBI Interest Rate Decision
05:00 PM; Bank Loan Growth/Deposit Growth YoY JAN/23

 **JAPAN** : 05:00 AM; Household Spending DEC
10:30 AM; Coincident Index Prel DEC

 **US** : 07:00 PM; Non Farm Payrolls JAN
07:00 PM; Unemployment Rate JAN
08:30 PM; Michigan Consumer Sentiment Prel FEB

Timings in IST Disclaimer: The above mentioned data/ information have ensured the high quality and accuracy of the content of the SSL Global Economic Calendar. Users may carry out due diligence before using any data/information herein, Stockholding Services Ltd (SSL) will not be responsible for any discrepancies/disputes arising out of such use.